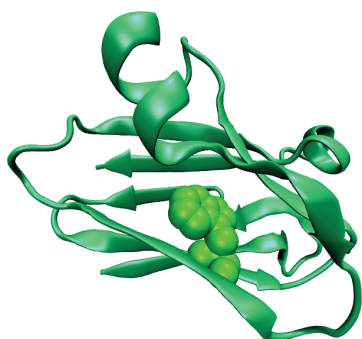
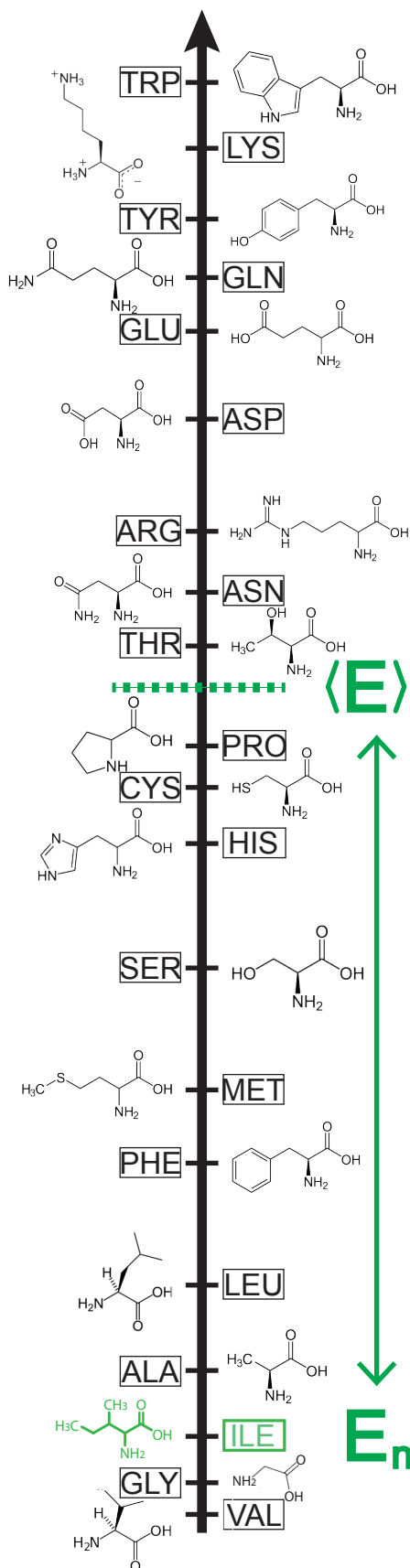
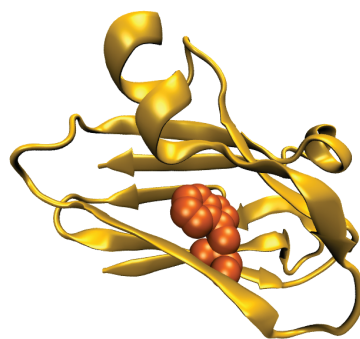


# Native Structure



Model of WT structure

$$\langle E \rangle - E_{\text{nat}} = \Delta E_{\text{nat}} > 0$$



Model of mutated structure

$$\langle E \rangle - E_{\text{mut}} = \Delta E_{\text{non-nat}} < 0$$



$$\Delta E_{\text{non-nat}} - \Delta E_{\text{nat}} = \Delta \Delta E < 0$$

# Non-Native Structure

