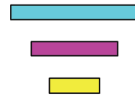
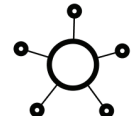
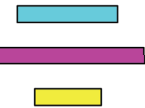
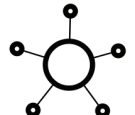
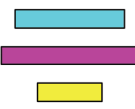
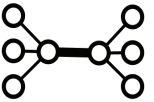
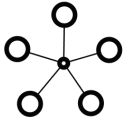
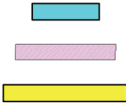
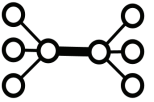
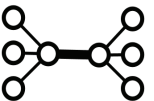

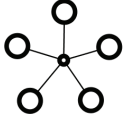


	Property	Hierarchy	Centrality
Topology	# of TF physical partners		+0.3 
	# of miRNA regulators		+0.3 
	# of ncRNA targets		+0.4 
Dynamics	Rewiring score		-0.4 
	Tissue specificity		NF
Expression	Expression level		NF 
	Binding-expression correlation		+0.2 
Evolution	SNP density		-0.3 
	Allelicity		NF 