



PLEASE BE SMART, be safe and enjoy your portable electric heater!

A portable electric heater can be a great convenience in cold weather, but if not used properly can be a fire or electric shock hazard. The Association of Home Appliance Manufacturers (AHAM) has developed this helpful list of tips for safely using a portable electric heater. Take time to review the information in this guide, as well as the use and care manual provided by the manufacturer.



The Association of Home Appliance Manufacturers (AHAM) is a Washington, D.C. based not-for-profit trade association representing manufacturers of major, portable and floor care home appliances, and suppliers to the industry.

AHAM's mission is to enhance the home appliance industry value through leadership, public education and advocacy.

This brochure is sponsored by AHAM and its portable electric heater manufacturers. Visit our web site at www.aham.org for additional safety information or to order copies of this brochure.

The following organizations support
this public education effort.



Underwriters
Laboratories



ESFi


Safety Tips



STAY SAFE!

Top tips for using your electric heater safely

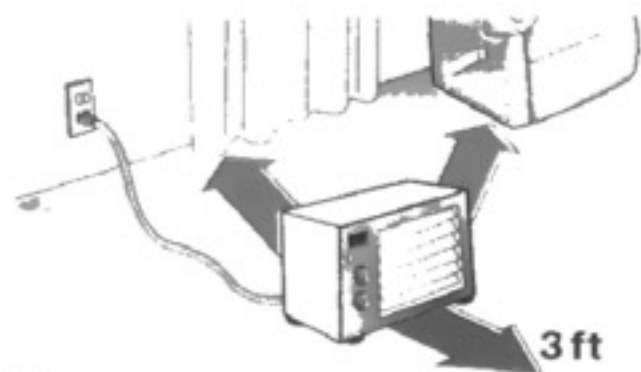
Association of Home Appliance Manufacturers
1111 19th St. NW, Suite 402
Washington, DC 20036
www.aham.org





TIP #1

Read the manufacturer's instructions and warning labels before using your portable electric heater.



TIP #5

Keep combustible materials, such as furniture, pillows, bedding, papers, clothes and curtains at least three feet from the front of the heater and away from the sides and rear. **DO NOT** block heater's air intake or outlet.




TIP #9

Unplug the heater when not in use by pulling the plug straight out from the outlet. Inspect the heater's cord periodically. **DO NOT** use a heater with a damaged cord.



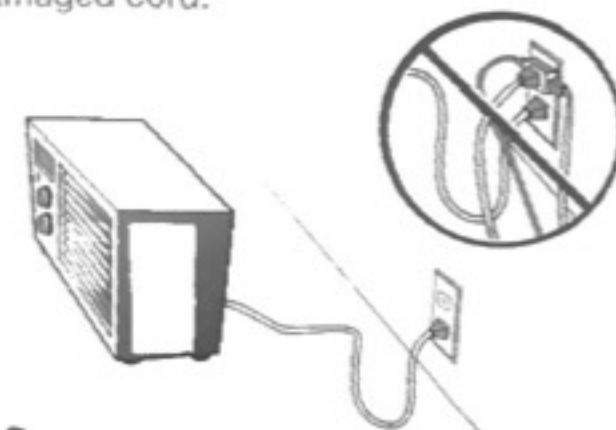
TIP #2

DO NOT leave an operating heater unattended and always unplug heater when not in use.



TIP #6

Keep flammable materials away from the heater.



TIP #10

DO NOT plug any other electrical device into the same outlet as your heater. This could result in overheating.




TIP #3

DO NOT use your heater with a power strip or extension cord. Overheating of a power strip or extension cord could result in a fire.



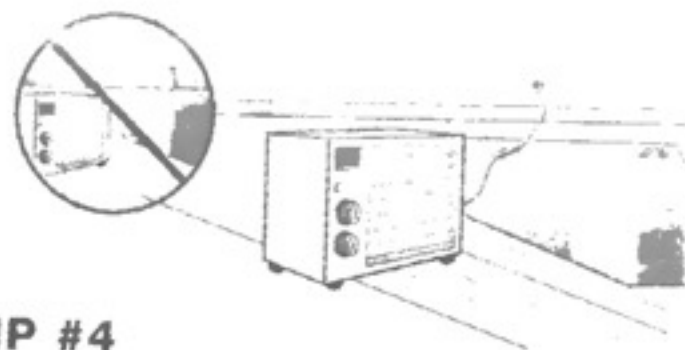
TIP #7

Unless the heater is designed for outdoor use or in bathrooms, **DO NOT** use in damp or wet areas. Parts in the heater may be damaged by moisture.



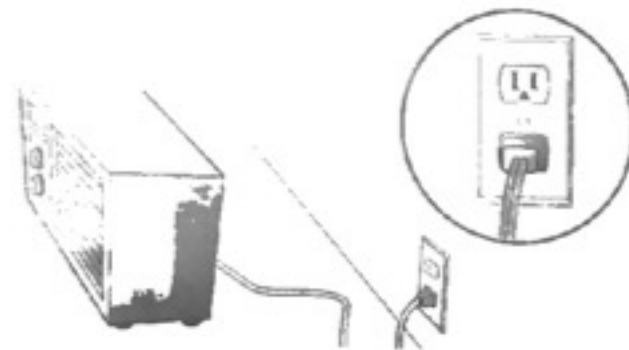
TIP #11

Heaters should be kept away from children and not be placed in a child's room without supervision.




TIP #4

String out cords on top of area rugs or carpeting. Placing anything, including furniture, on top of the cord may damage it.



TIP #8

Check periodically for a secure plug/outlet fit. If the plug does not fit snugly into the outlet or if the plug becomes very hot, the outlet may need to be replaced. Check with a qualified electrician to replace the outlet.



TIP #12

Place heater on a level, flat surface. Only use heater on table tops when specified by the manufacturer. **DO NOT** place your heater on furniture. It could fall, dislodging or breaking parts in the heater.